

Thursday, March 16, 2023

📧 Get Global FX Insights via email - [click here](#)



Global FX Insights

by LMAX Group Research & Analytics

Comprehensive daily market research and analytics, with insightful commentary and charts

Market tries to stabilize into Thursday risk 🔊 [Wake-up call](#)

There's been a lot of fear and panic in markets this week, with many investors worrying about vulnerabilities in the banking system. We've since see interest rate expectations come off as a result, and yet, stocks continue to struggle.

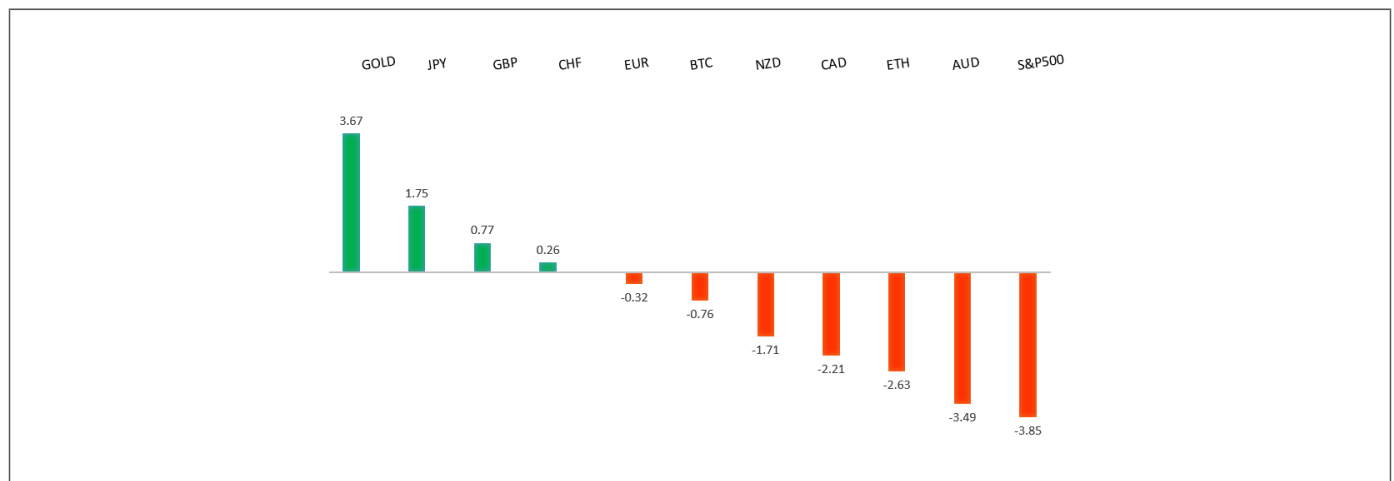
Technical highlights ▶ [Daily Video](#)

- [EURUSD](#) Looking for next higher low
- [GBPUSD](#) Room for more weakness
- [USDJPY](#) Signs of uptrend resumption
- [AUDUSD](#) Gravitating to critical support
- [USDCAD](#) Sights set on 1.4000
- [NZDUSD](#) Well capped into rallies
- [US SPX 500](#) Looking for downtrend resumption
- [GOLD](#) (spot) Setbacks seen forming higher low

Fundamental highlights

- [EURUSD](#) ECB policy decision in focus
- [GBPUSD](#) Pound gets some help from UK budget
- [USDJPY](#) Yen gets boost on Fed repricing
- [AUDUSD](#) Aussie gets boost from Aussie employment
- [USDCAD](#) Canadian Dollar struggles with oil weakness
- [NZDUSD](#) Kiwi under pressure on soft GDP read
- [US SPX 500](#) Inflation headache not going away
- [GOLD](#) (spot) Dealers report plenty of demand

30 Day Performance vs. US dollar (%)



Suggested reading

- [Move Along, There's No Crisis to See Here](#), J. Authers, **Bloomberg** (March 15, 2023)
- [The US Banking System Is Still Fragile](#), R. Wigglesworth, **FT Alphaville** (March 15, 2023)

EURUSD - technical overview

The Euro is in the throes of a correction following a run to the topside through 1.1000 earlier this year. Any additional setbacks should be well supported ahead of 1.0300 in favor of the formation of the next major higher low and a bullish continuation. Ultimately, only a monthly close back below parity would give reason for concern.



- **R2 1.0805** - 14 February high - Strong
- **R1 1.0760** - 15 March high - Medium
- **S1 1.0516** - 15 March low - Medium
- **S2 1.0482** - 6 January low - Strong

EURUSD - fundamental overview

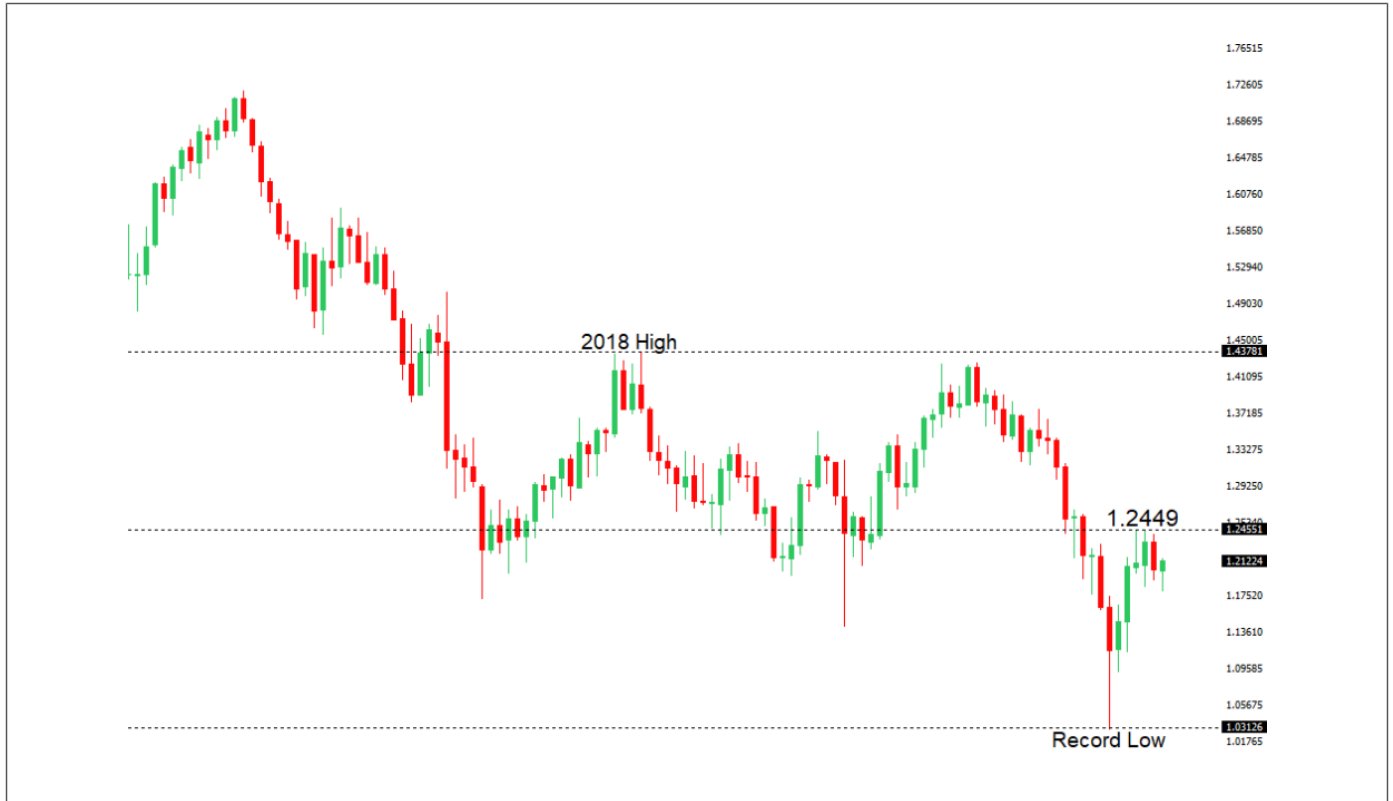
The Euro came off hard on Wednesday on banking concerns in Europe and trimmed back rate hike expectations ahead of today's policy decision. Key standouts on today's calendar come from US building permits, housing starts, import prices, initial jobless claims, the Philly Fed, and ECB policy decision.

EURUSD - Technical charts in detail

[Watch now](#)

GBPUSD - technical overview

Signs have emerged of the market wanting to put in a longer-term base after collapsing to a record low in September 2022. The recent weekly close back above the September high at 1.1739 strengthens this prospect. Any setbacks should now be well supported ahead of 1.1500. Next key resistance comes in at 1.2668.



- **R2 1.2270**- 14 February high - Strong
- **R1 1.2204** - 14 March high- Medium
- **S1 1.2010** - 15 March low- Medium
- **S2 1.1803** - 8 March low - Strong

GBPUSD - fundamental overview

The Pound sold off on Wednesday on the back of broad based US Dollar demand. However, it did hold up better than peers getting help from a more upbeat picture around the UK budget. Hunt said the UK would avoid recession. Key standouts on today's calendar come from US building permits, housing starts, import prices, initial jobless claims, the Philly Fed, and ECB policy decision.

[Watch now](#)

USDJPY - technical overview

The major pair has seen a nice recovery following the massive correction out from multi-year highs. Setbacks have finally been well supported ahead of 125.00 in the 127s thus far. At this stage, it looks like the market could be wanting to resume the bigger picture uptrend and head back towards a retest of that multi-year high from October 2022 up at 151.95. Look for any weakness to continue to be well supported in favor of higher lows along the way.



- **R2 137.92** - 8 March high - Strong
- **R1 135.37** - 6 March low - Medium
- **S1 132.28** - 13 March low - Medium
- **S2 129.81** - 10 February low - Strong

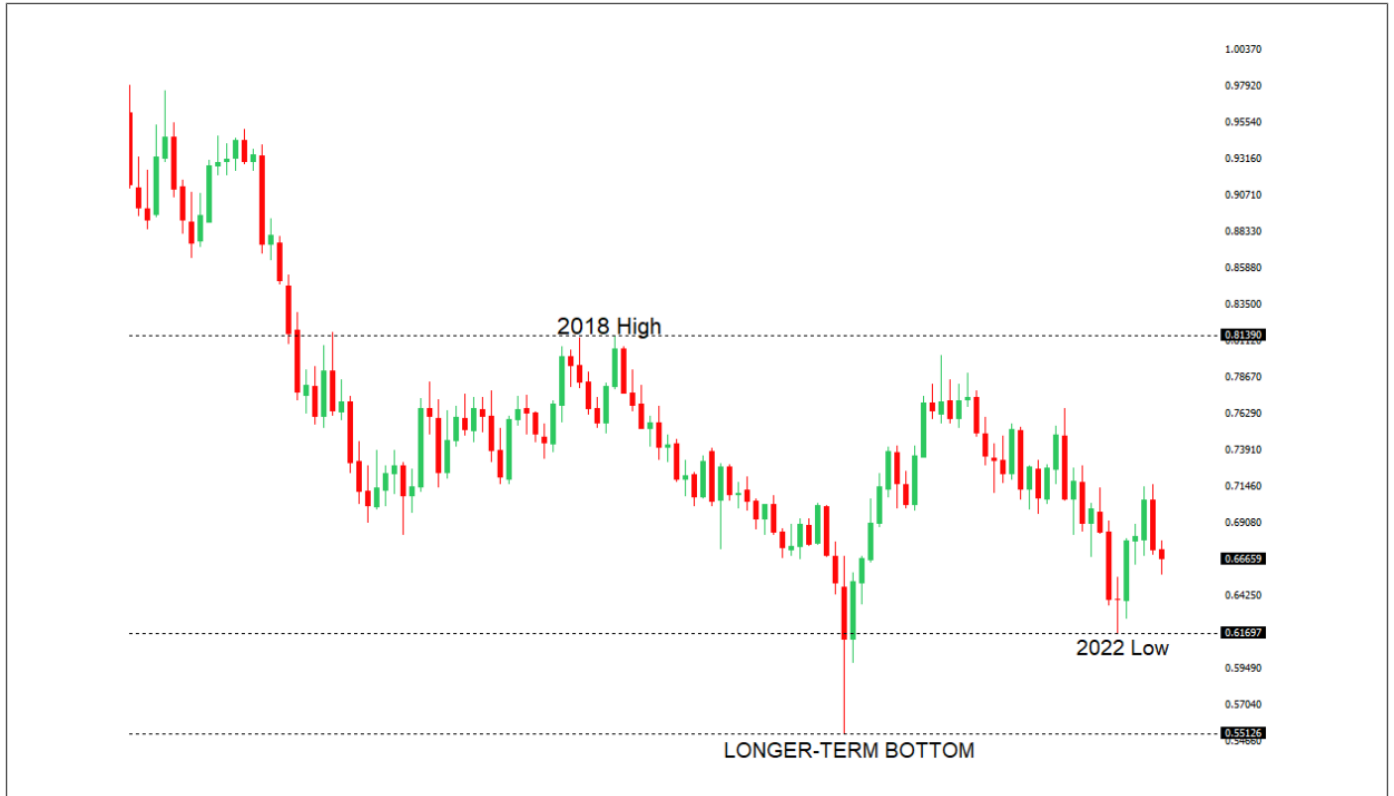
USDJPY - fundamental overview

A good chunk of this recent flow back into the Yen comes from a repricing of Fed expectations in light of the US bank woes. Key standouts on today's calendar come from US building permits, housing starts, import prices, initial jobless claims, the Philly Fed, and ECB policy decision.

[Watch now](#)

AUDUSD - technical overview

There are signs of the potential formation of a longer-term base following the late 2022 surge back above 0.6500. The recent weekly close back above previous support now turned resistance at 0.6682 strengthens the outlook for a bullish structural shift. Next key resistance comes in at 0.7284. Setbacks should be well supported ahead of 0.6500.



- **R1 0.6784** - 1 March high - Strong
- **R2 0.6717** - 13 March low - Medium
- **S1 0.6564** - 9 March low - Medium
- **S2 0.6500** - Psychological - Strong

AUDUSD - fundamental overview

The Australian Dollar has recovered on Thursday getting help from Australian employment growth that easily surpassed expectations in February, sending the jobless rate lower and underscoring the economy's resilience. Key standouts on today's calendar come from US building permits, housing starts, import prices, initial jobless claims, the Philly Fed, and ECB policy decision.

USDCAD - technical overview

A recent surge back above 1.3000 signals an end to a period of bearish consolidation and suggests the market is in the process of carving out a more significant longer-term base. Next key resistance now comes in up into the 1.4000 area. Setbacks should be very well supported down into the 1.3000 area.



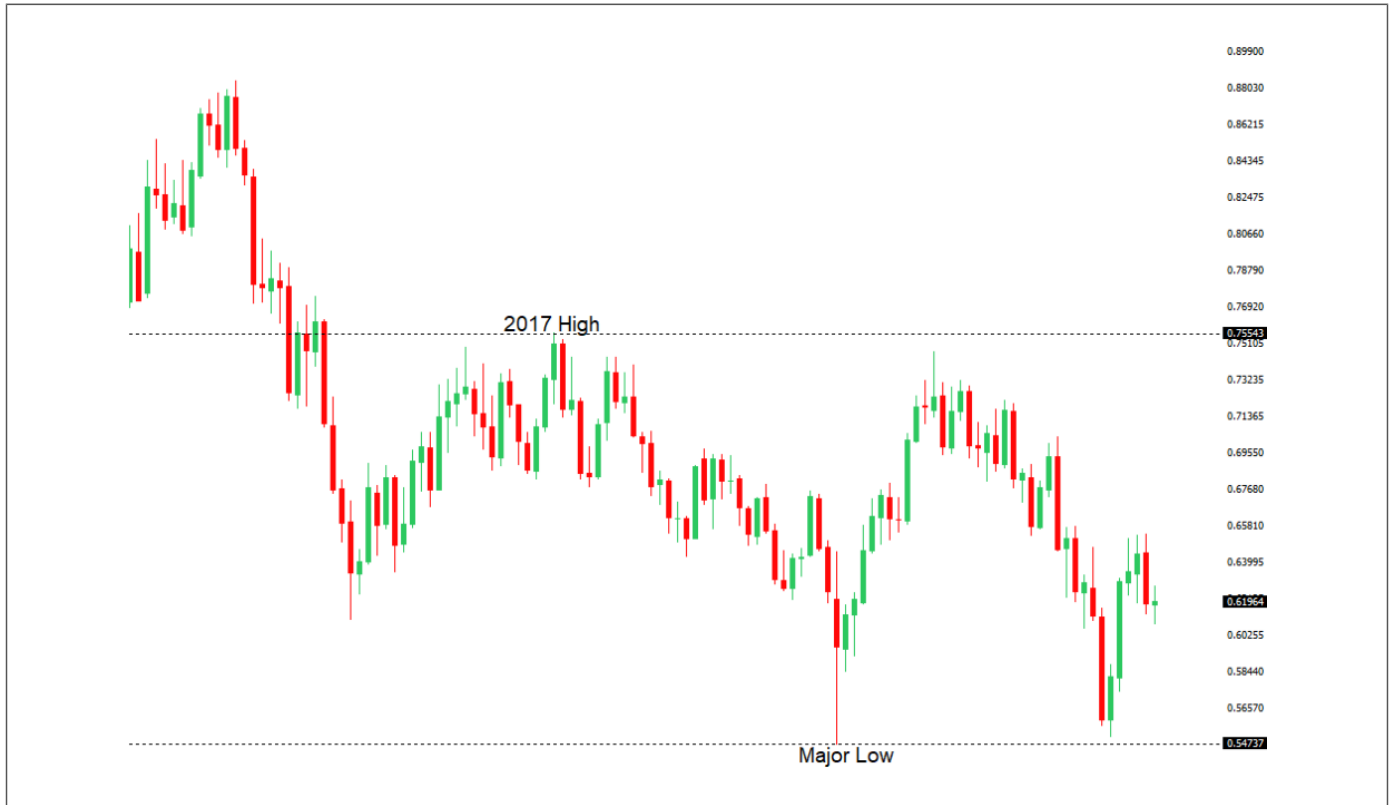
- **R2 1.3900** - Figure - Medium
- **R1 1.3863** - 10 March high - Medium
- **S1 1.3652** - 14 March low - Medium
- **S2 1.3555** - 3 March low - Strong

USDCAD - fundamental overview

The Canadian Dollar suffered against the Buck on broad based US Dollar demand and oil weakness, but tried to find some support on a decent Canada housing number. Key standouts on today's calendar come from US building permits, housing starts, import prices, initial jobless claims, the Philly Fed, and ECB policy decision.

NZDUSD - technical overview

Overall pressure remains on the downside with the market once again stalling out on a run up into the 0.6500 area. Ultimately, a break back above 0.6577 would be required to take the immediate pressure off the downside.



- **R2 0.6276** - 1 March high - Strong
- **R1 0.6265** - 13 March high - Medium
- **S1 0.6084** - 8 March low - Medium
- **S2 0.6064** - 17 November low - Strong

NZDUSD - fundamental overview

The New Zealand Dollar is underperforming on Thursday after the New Zealand economy contracted by more than expected in the final three months of 2022, putting it on the brink of recession and prompting investors to lower bets on the pace of further interest-rate hikes. Key standouts on today's calendar come from US building permits, housing starts, import prices, initial jobless claims, the Philly Fed, and ECB policy decision.

US SPX 500 - technical overview

Longer-term technical studies are in the process of unwinding from extended readings off record highs. Look for rallies to be well capped in favor of lower tops and lower lows. A monthly close back above 4300 will be required at a minimum to take the immediate pressure off the downside. Next major support comes in at 3763.



- **R2 4198** - 2 February/2023 high - Strong
- **R1 4080** - 6 February high - Medium
- **S1 3806** - 13 March low - Medium
- **S2 3763** - 22 December low - Strong

US SPX 500 - fundamental overview

We've finally reached a point in the cycle where the Fed recognizes unanchored inflation expectations pose a greater downside risk than over-tightening. This is significant, as it means less investor friendly monetary policy that risks potential recession in the months ahead. Overall, we expect inflation to continue to be a problem in H1 2023 that results in downside pressure into rallies.

GOLD (SPOT) - technical overview

The 2019 breakout above the 2016 high at 1375 was a significant development, opening the door for fresh record highs. Setbacks should now be well supported above 1600 on a monthly close basis ahead of the next major upside extension. The recent break back above 1808 strengthens the bullish outlook. Next major resistance comes in at 2000.



- **R2 1960** - 2 February/2023 high - Strong
- **R1 1938** - 15 March high - Medium
- **S1 1804** - 28 February low - Medium
- **S2 1719** - 23 November 2022 low - Strong

GOLD (SPOT) - fundamental overview

The yellow metal continues to be well supported on dips with solid demand from medium and longer-term accounts. These players are more concerned about inflation risk and a less upbeat global growth outlook. All of this should keep the commodity well supported, with many market participants also fleeing to the hard asset as the grand dichotomy of record high equities and record low yields comes to an unnerving climax.



Any opinions, news, research, analyses, prices or other information ("information") contained on this Blog, constitutes marketing communication and it has not been prepared in accordance with legal requirements designed to promote the independence of investment research. Further, the information contained within this Blog does not contain (and should not be construed as containing) investment advice or an investment recommendation, or an offer of, or solicitation for, a transaction in any financial instrument. LMAX Group has not verified the accuracy or basis-in-fact of any claim or statement made by any third parties as comments for every Blog entry.

LMAX Group will not accept liability for any loss or damage, including without limitation to, any loss of profit, which may arise directly or indirectly from use of or reliance on such information. No representation or warranty is given as to the accuracy or completeness of the above information. While the produced information was obtained from sources deemed to be reliable, LMAX Group does not provide any guarantees about the reliability of such sources. Consequently any person acting on it does so entirely at his or her own risk. It is not a place to slander, use unacceptable language or to promote LMAX Group or any other FX and CFD provider and any such postings, excessive or unjust comments and attacks will not be allowed and will be removed from the site immediately.